



HOW TO ENABLE POP-UPS

In order to APPROVE controlled prescription using ScriptSure Cloud ERX application, you will need to ALLOW POP-UPS on any device you are using. The directions below show you how to ALLOW POP-UPS using Google Chrome and Apples Safari Browsers and different types of devices.

USING CHROME BROWSER




Computers

1. On your computer, open Chrome .
2. At the top right, click More  and then Settings.
3. At the bottom, click Advanced.
4. Under "Privacy and security," click Content settings.
5. Click Pop-ups and redirects.
6. At the top, turn the setting to Allowed.

Find More Setting and options for POP-UPS here:

<https://support.google.com/chrome/answer/95472?co=GENIE.Platform%3DDesktop&hl=en>



APPLE PHONES & iPad

1. On your iPhone or iPad, open the Chrome app .
2. Tap More  and then Settings .
3. Tap Content Settings and then Block Pop-ups.
4. Turn Block Pop-ups off.

Find more Settings and Options for passwords here:

<https://support.google.com/chrome/answer/95472?co=GENIE.Platform%3DiOS&hl=en&oco=1>

ANDROID PHONE

1. On your Android phone or tablet, open the Chrome app .
2. To the right of the address bar, tap More  and then Settings.
3. Tap Site settings and then Pop-ups and redirects.
4. Turn Pop-ups and redirects off.

Find more settings and options for passwords here:


<https://support.google.com/chrome/answer/95472?co=GENIE.Platform%3DAndroid&hl=en&oco=1>

USING SAFARI BROWSER

Computers

1. Click Safari from the top menu and select Preferences.
2. Click the Websites tab.
3. Select Pop-up Windows under General on the left.
4. Click the When visiting other websites drop-down at the bottom right.
5. Select Allow.

APPLE PHONES & iPad

1. From the home screen, open the Settings .
2. Scroll down the list and tap the **Safari** option.
3. In that new list, find the **GENERAL** section.
4. In that section is an option called **Block Pop-ups**. Tap the button to the LEFT to toggle the option OFF. It will turn **GRAY** to indicate that Safari is NO LONGER blocking pop-ups.

